


AUTOMATIC FLATBED DIECUTTER


THE LEADING SUPPLIER
OF INCREASED DIE
CUTTING PRODUCTIVITY

REVOTEC 106SB
STRIPPING AND BLANKING




MICRO-ADJUSTMENT

Micro-adjustment enables adjustment of the cutting plate right, left, forward and back to keep the creasing matrix in alignment.



SIDE LAY SYSTEM

Standard equipment of pull or push side lays. Photo sensor to detect sheet mis-register.




DIE CHASE

The die is easily and securely fixed by means of clamps and screws to keep the die flat.




OPERATOR INTERFACE

The operator interface with the machine is accessible through the Touch Screen. Displays the status of the machine at all times for quick diagnosis.



DIE-CUTTING SECTION

Chase turnover and centerline ensure quick order change. Air floating device for cutting plate.



STRIPPING SECTION

A quick lock tool method and centerline system ensures a quick machine set-up. Also included is the fine adjustability to keep the tools aligned to each other.

Micro-Adjustment

AUTOMATIC FLATBED DIECUTTER FOR FOLDING CARTON


AUTOMATIC FLATBED DIECUTTER

**THE LEADING SUPPLIER
OF INCREASED DIE
CUTTING PRODUCTIVITY**


Specifications of REVOTEC 106SB

Sheet size	Maximum	1,060 × 760 mm	41,73" × 29,92"
	Minimum	400 × 340 mm	15,74" × 13,38"
Cutting size	Without Margin Die	1,060 × 745 mm	41,73" × 29,33"
	With Margin Die	1,060 × 760 mm	41,73" × 29,92"
Inside Chase		1,140 × 784 mm	44,88" × 29,68"
Minimum Gripper Margin		8 mm	0,31"
Speed	Maximum	8,000 s/h	8,000 s/h
	Minimum	1,800 s/h	1,800 s/h
Maximum cutting pressure		300 tons	331 US tons
Sheet Thickness	Paper Substrates	0,1 ~ 1,5 mm	0,004" ~ 0,060"
	Corrugated Board	EB Flute (Max, 4mm)	EB Flute (Max, 0,157")
Weight		23 tons	25 US tons
Electricity	Main Motor	15 kW	45 AMP/45
	Total Power	38,5 kW	116 AMP
	Voltage Requirement	480V, 60HZ, 3 PHASE	480V, 60HZ, 3 PHASE
	Amps	~240	~240


OPTION : REGISTER PLUS




BLANKING SECTION
Featuring the quick lock tool system for reduced set-up time. Also included is the fine adjustability to keep the tools aligned to each other.
Micro-Adjustment



MALE BLANKING UNIT
Heavy duty for prolonged life and durability that ensures adequate pressure for blanking out the product.



BINDER SHEET ELEVATOR
Automatically controlled alarm on Touch Screen when binder sheet pile is empty.



BINDER SHEET
The binder sheet ensures the stability of the stacked blanks on the palette.



DELIVERY WASTE CONVEYOR
The gripper releases the waste and the conveyor discharges the waste to the house scrap system. Available with high pile system.



HIGH PILE COMBINATION
This Blanker can be used for normal high pile system in the delivery area.

Young Shin USA Sales Department
1320 Tower Road, Suite 111
Schaumburg, IL 60173

YoungShin
USA LIMITED

Phone: **847.598.3611**
Email: **sales@youngshinusa.com**
Website: **www.youngshinusa.com**