

# EZ FEEDER




[www.youngshinusa.com](http://www.youngshinusa.com)

Revolutionary  
Diecutting Technology  
For the Future

YoungShin

**Automatic feeding device that provides a rapid return on investment.**



E-Z Feeders are available in 1300, 1500, 1700, 1800, 2100 & 2500

**Specifications of EZ-FEEDER**

Maximum Sheet Size	2100 x 1500 mm	82.67' x 59.05'
Minimum Sheet Size	1100 x 850 mm	43.30' x 33.46'
Sheet Thickness	1.5 - 11 mm	0.05' - 0.43'
Maximum Speed	Depends on Machine Speed	
Installed Power	0,34 Kw	0,34 Kw
Electricity	380V, 50Hz, 3-P	380V, 60Hz, 3-P
Electricity Wire	4C x 22 mm <sup>2</sup>	4C x 22 mm <sup>2</sup>
Compressed Air	5 - 6 Kgf/cm <sup>2</sup>	5 - 6 Kgf/cm <sup>2</sup>
Air Internal Diameter	φ 16	φ 16
Weight	0,34 tons	0,34 US tons
Length	774 mm	30,5'
Width	1315 mm	51,8'
Height	1262 mm	49,7'



**FEEDER VIEW**

Powered by chain transferring device and constant timing by clutch



**MAIN OPERATOR PANEL**

Displays status of machine at all times for quick diagnosis




**E-Z FEEDER OPERATOR CONTROL PANEL**

Controls functions of E-Z Feeder for vacuum pump, feeder head movements and engages feed drive




**E-Z FEEDER MAIN ELECTRICAL BOX**

Controlling all the electric components related to E-Z Feeder




**SUCTION FEED**

Strong vacuum suckers perform sheet separation and feed




**WARPED SHEET GUIDE AND FRONT LAY DEVICE**

Warped sheet device press's edges of sheet down for even feeding to front lay assembly



**SHEET SEPARATING BLOWERS**

Upon air adjustment sheets are separated



**SHEET JOGGERS**

Air Cylinder jogging units keep sheets arrayed at rear and sides for enhanced feeding

Young Shin USA Sales Department  
1320 Tower Road, Suite 111  
Schaumburg, IL 60173

Phone: **847.598.3611**  
Email: **sales@youngshinusa.com**  
Website: **www.youngshinusa.com**

